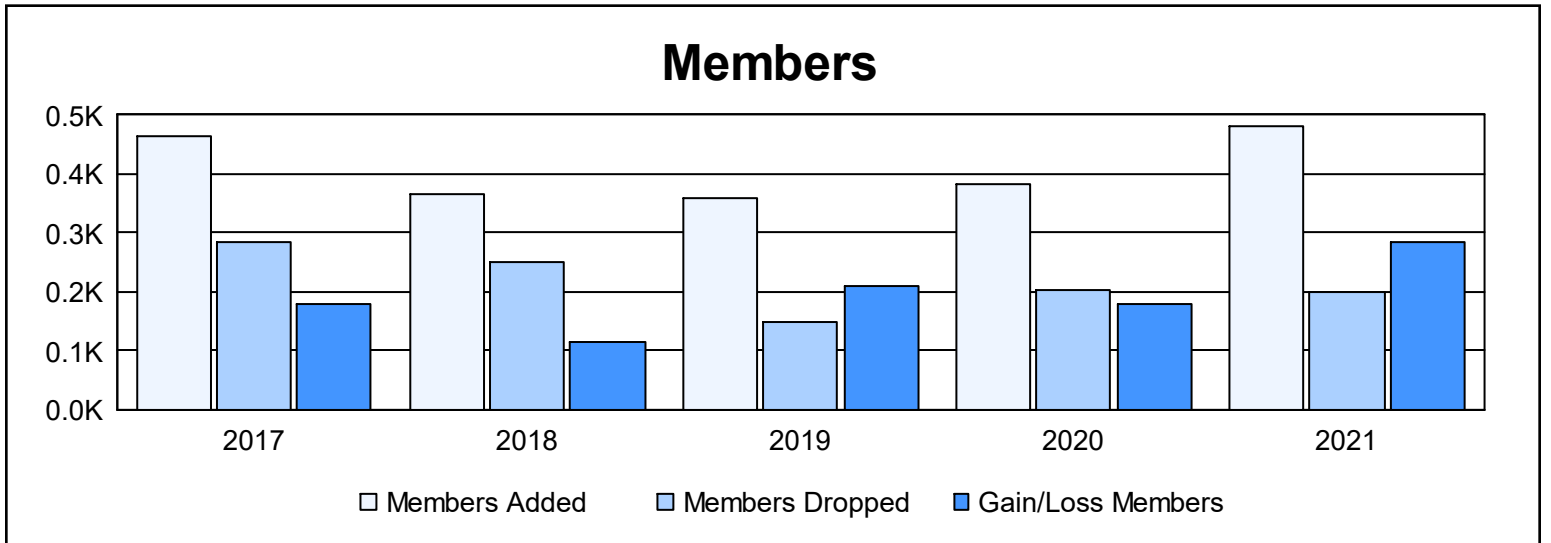
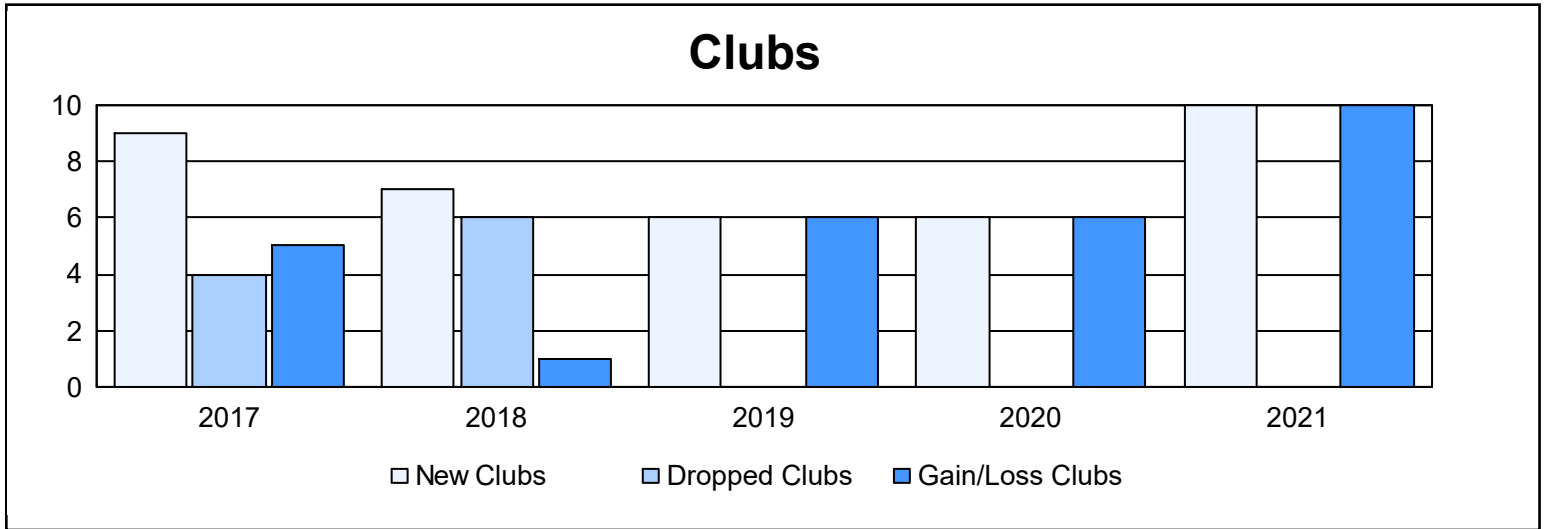
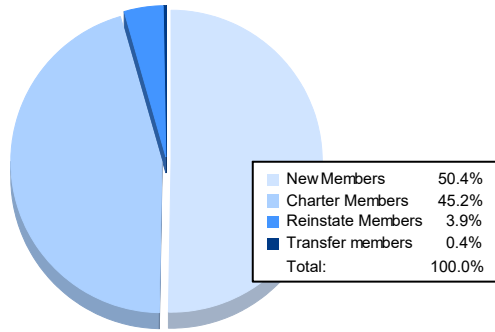


Year	New Clubs	Dropped Clubs	Gain/ Loss Clubs	New Members	Charter Members	Reinstate Members	Transfer Members	Total Member Added	Total Members Dropped	Gain/ Loss Members
2016-2017	9	4	5	210	245	6	3	464	284	180
2017-2018	7	6	1	155	206	1	4	366	252	114
2018-2019	6	0	6	203	150	2	3	358	149	209
2019-2020	6	0	6	242	127	5	9	383	204	179
2020-2021	10	0	10	243	218	19	2	482	199	283
<b>Average</b>	<b>8</b>	<b>2</b>	<b>6</b>	<b>211</b>	<b>189</b>	<b>7</b>	<b>4</b>	<b>411</b>	<b>218</b>	<b>193</b>



### Membership Composition June 2021 Cumulative



### Gender Composition June 2021 Cumulative

